



UNIT 28 | SESSION 4

GOD WANTS US TO KNOW HIM

MATTHEW 28

CHRIST CONNECTION:

Jesus came to earth as a baby, lived a perfect life, and died on the cross for our sins. He rose from the dead and wants us to know Him, love Him, and live with Him forever.

BIG PICTURE QUESTION:

How do we know God wants us to know Him? We know God wants us to know Him because He shows Himself through the Bible.

KEY PASSAGE:

John 17:3



LEADER Bible Study

Today's passage from Matthew 28 is referred to as "The Great Commission." We see here that the resurrected Jesus purposely brought His eleven disciples together to receive the invitation and instruction they would need to fulfill the Father's will. God's overall plan for His creation has always been that they would know Him and lead others to know Him, too.

What was the significance of Christ drawing near to them in this passage? Why does the Lord promise to be with them as He commissions them to teach the good news to others?

Verse 18 tells us that, despite the disciples' fear and doubt, the Lord chose to draw near to them. His words offered the encouragement and direction they needed to hear. The Word made flesh—Immanuel—draws near to His people, even amid their unworthiness. This is the essence of the gospel message, and it is the good news that sustained the church then and still does today.

Jesus also knew the trials and persecution His disciples would face in the days to come. This is why He promised to never leave or forsake them, even when their situations seemed hopeless, disheartening, or dangerous. No matter what, until the end

of the age, the Lord continues to remain near to His people.

Consider how the Great Commission began with Jesus declaring that all authority belongs to Him because He has perfectly completed the Father's plan for salvation, accomplishing what we cannot. Then, reflect on the reality that Christ continues the call to create new disciples: to inform others of how they, too, may respond to this invitation to know Jesus for themselves. Christ—our perfect example, our God-made-flesh—has invited us into His story of redemption so we would guide others to Him as well.

Explain to preschoolers that despite our fear and doubt, Christ extends the Great Commission to us and has given us the authority and power to share the good news with those around us. Our call to know Jesus was never meant to end with us, but to be extended to others.

DOCTRINE TO KNOW

God is immanent: God is personable and relatable to those made in His image, while remaining completely distinct and unique from all of His creation.



YOUR HEART TO TEACH

GATHER Supplies

Keep these items on hand for each session: Allergy Alert, Bibles, construction paper, copy paper, washable markers, crayons, scissors (adult use), blunt-tipped scissors, glue sticks, glue, blocks, baby dolls, play dough, world map or globe, snack food, paper cups, and napkins.



WELCOME

Welcome

- ☐ “That They May Know You (John 17:3)” song

Activity Page

- ☐ “Help the Firefighter Get Ready” activity page, 1 per child

Do a silly task

- ☐ basket or bowl

Transition

- ☐ countdown video (optional)



LEARN

Learn about the Bible

- ☐ bookmark
- ☐ Giant Timeline or Small Group Timeline

Tell the Bible story

- ☐ Bible Story Picture Poster
- ☐ “God Wants Us to Know Him” video (optional)
- ☐ storytelling tips props (optional)

Practice the key passage

- ☐ Key Passage Marker
- ☐ Key Passage Poster
- ☐ “That They May Know You (John 17:3)” song
- ☐ green or brown blanket or sheet
- ☐ small step stool

Learn the Big Picture

Question

- ☐ Big Picture Question Poster

Missions moment

- ☐ “Dubale Family Photo” printable



LOVE

Snack and talk

- ☐ hand sanitizer (optional)
- ☐ Bible Story Picture Poster
- ☐ Big Picture Question Poster

Work puzzles

- ☐ “Children Around the World Puzzles” printable, one set



LIVE

Make a card with salt painting

- ☐ baking sheet
- ☐ heavyweight paper
- ☐ ziplock bags
- ☐ salt
- ☐ food color
- ☐ nonbreakable saltshakers
- ☐ stickers
- ☐ cotton swabs

Run a sticky note relay

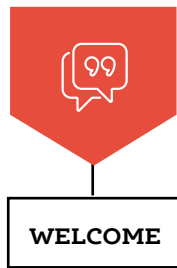
- ☐ sticky notes
- ☐ large paper, 2 pieces

Taste a warm drink

- ☐ cups
- ☐ warm water
- ☐ hot chocolate mix
- ☐ whipped cream (optional)

Transition

- ☐ “Help the Firefighter Get Ready” activity page, 1 per child
- ☐ “That They May Know You (John 17:3)” song
- ☐ Big Picture Cards for Families



WELCOME Preschoolers

Post an allergy alert, if needed. Set out supplies to engage preschoolers as they arrive. Play music as you welcome preschoolers. Greet children by name at eye level. Follow your church's security procedures.

1 ACTIVITY PAGE

Lead preschoolers to complete “Help the Firefighter Get Ready” on the activity page.

SAY “Firefighters have an important job. They put out fires and save people. Today we will learn about an important job Jesus gave His friends. What do you think their important job could be?”

2 SESSION STARTER

Use one or both of the following options to engage curiosity about today's Bible story.

PLAY “HOT AND COLD”



Write Tell people about Jesus on a sheet of paper. Fold it and hide it somewhere in the classroom. Play a game of “Hot and Cold” to help the children find the paper. Select three children to look for the paper. If they are far from it, say they are “cold”; when they are close to it say they are “hot.” Open the paper and read the words aloud when it is found. Tell children to cover their eyes as you hide the paper. Choose three new children to search for the paper. Continue playing until everyone has a turn.

SAY “You searched and found the special message. The message said, ‘Tell people about Jesus.’ In today's story we are going to learn who that message is for.”

DO A SILLY TASK

Write a list of simple/silly tasks for children to complete (turn in a circle, hop on one foot, clap five times) Cut the tasks into strips. Place the strips in a basket. Line the children up on one side of the room and place the basket of strips on the other side of the room. Instruct children to run to the basket and select a task. Ask another teacher to read the tasks aloud. Lead children to complete the tasks.

SAY “Great job doing all of the silly tasks! Jesus gave His followers an important task. Listen to today's Bible story to learn what it was.”

3 TRANSITION TO LEARN

Gain preschoolers' attention by showing the countdown video, turning the lights off and on, or clapping a simple rhythm for children to copy. Invite preschoolers to pretend to drive a truck as they transition to Learn.

Transition from **WELCOME** to **LEARN**





THE STORY OF THE GOSPEL

LEARN the Bible Story

1 INTRODUCE THE BIBLE STORY

Describe a job and lead children to guess what the job is. Say something like: “I help children learn to read and write. I work at a school. What is my job?” (a teacher) Repeat with several other jobs such as police officer, mail carrier, or airplane pilot.

SAY “Each of these people have a very important job. In today’s story we will learn about the special job Jesus gave to His friends and to us.”

2 LEARN ABOUT THE BIBLE

Place a bookmark at Matthew 28 in your Bible. Invite a preschooler to open it. Reverently display the open Bible.

SAY “The people and the places in the Bible are real. Everything in the Bible is true. Today’s story is from the book of Matthew. Matthew is the first book of the New Testament.”

Point to the Bible story picture on the giant timeline or small group timeline. Remind children that all the stories in the Bible fit together to tell an even bigger story. The Bible tells us the big story of how God rescues sinners through His Son, Jesus.

3 TELL THE BIBLE STORY

Tell the following Bible story using the provided storytelling tips or show the video. Use the bold version of the Bible story for younger preschoolers.

GOD WANTS US TO KNOW HIM

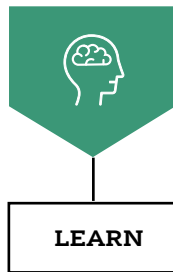
“After Jesus died and came back to life, **Jesus spent time with His friends and taught them even more about God’s kingdom. Jesus told His eleven friends to go to a mountain in Galilee, so they did.**

When they arrived at the mountain, Jesus was there. **The friends worshiped Jesus,** but some doubted that it was really Him.

Jesus walked up close to His friends. He **had something important to tell them. Jesus was going to give them a mission—a very important job to do.** The friends needed to hear what Jesus had to say.

Jesus said, **“I am in charge of everything in heaven and on earth.”** Jesus has always been in charge because He is God’s Son, but after Jesus died on the cross and was made alive again, God put Jesus in charge of all things in heaven and on earth. Jesus rules over God’s kingdom as King.

Jesus commanded His friends—and everyone who trusts in Jesus—by saying, **“Go. Make followers of Me in every place on earth. Baptize them in the name of the Father, the Son, and the Holy Spirit. Teach these followers to obey everything I have told you. Remember that I am always with you.** Even until the very end of time, I am with you.”



THE STORY OF THE GOSPEL

4 CHRIST CONNECTION

SAY “ Jesus came to earth as a baby, lived a perfect life, and died on the cross for our sins. He rose from the dead and wants us to know Him, love Him, and live with Him forever. ”

5 REVIEW THE BIBLE STORY

SAY “ Jesus did everything God wanted Him to do. Jesus lived a perfect life. He died on the cross for the sins of all people. Did Jesus stay dead? (No) After Jesus came back to life, He spent time with His friends and taught them more about God’s kingdom. One day Jesus told His disciples to go to a mountain in Galilee. When they got to the mountain Jesus was there waiting on them. Jesus came close to His friends. He told them that He was in charge of everything in heaven and on earth. Jesus gave His friends an important job. Do you remember what it was? (Jesus told His friends to go and tell people everywhere about Him.) Jesus said to teach people to obey everything Jesus told them. Jesus promised that He would always be with them. Do you think that His followers obeyed him? They did. That is why you and I know about Jesus now. Jesus wants us to continue telling others that He wants people to know Him, love Him, and live with Him forever. ”

6 PRACTICE THE KEY PASSAGE

Place the key passage marker at John 17:3. Invite a child to open your Bible to the key passage. Read the key passage aloud. Drape a brown or green blanket over a small step stool to create a mountain. Invite a child to stand on the mountain (step stool) and lead the class to say the verse. Hold the child’s hand while they are on the step stool. Invite all interested children to have a turn.

SAY “ Jesus gave His friends a special job while standing on a mountain. Jesus said to tell people all over the world about Him. Helping other people know about God and Jesus is the most important thing we can do. ”

Sing the key passage song, “That They May Know You (John 17:3).” You may also choose to sing a worship song of your choice.

STORYTELLING TIPS

Use props: Print out a picture of a mountain and tape it to the wall. Start the story in one area of the classroom and move to the picture of the mountain when Jesus tells His friends to go to the mountain. Put on a crown when you say Jesus rules over God’s kingdom. Show a globe or map of the world when Jesus says to go make disciples of people everywhere.

Make a stick puppet: Print out an extra copy of the Bible Story Picture Poster and cut out Jesus. Tape Jesus to a craft stick and use the stick puppet to tell the story.



THE STORY OF THE GOSPEL

7 LEARN THE BIG PICTURE QUESTION AND ANSWER

SAY “Do you remember our big picture question and answer? **How do we know God wants us to know Him? We know God wants us to know Him because He shows Himself through the Bible.** Jesus told His friends to tell people everywhere about Him. Jesus came to earth as a baby, lived a perfect life, and died on the cross for our sins. He rose from the dead and wants us to know Him. Jesus loves all people. Jesus wants us to know Him, love Him, and live with Him forever.”

8 MISSIONS MOMENT

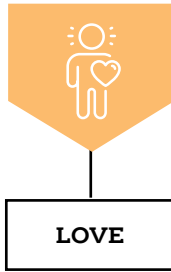
Print the “Dubale Family Photo” printable and display it as you talk about the missionaries.

SAY “Alayu (ah LAY oo) Dubale (doo BAH lay), his wife Yegile (yih JHAHL), and their five kids live in Denver, Colorado. They serve together to start new churches. The kids play instruments during worship services and help in other ways. Alayu preaches, teaches, and trains while his wife and kids help by leading prayers, worship, and evangelism. They are passionate about planting churches in Denver, Ethiopia, and other communities around the world.”

Pray together for the Dubale family as they help train leaders and church planters in the United States and in other countries.

Transition from **LEARN** to **LOVE**





THE GOD OF THE GOSPEL

LOVE God because of what we learned

1 PRAY

Invite preschoolers to close their eyes and think about God as they talk with Him.

SAY “Dear God, thank You for sending Jesus to die on the cross for our sins. Thank You that You want us to know You. Thank You for giving us the Bible so that we can learn more about You. Amen.”

2 SNACK AND TALK



Post an allergy alert. Wash hands or use hand sanitizer. Serve a snack. Show the Bible story picture poster as you ask the following questions. Retell parts of the Bible story as needed.

SAY “What was your favorite part of today’s Bible story?”

SAY “What did you learn about God in today’s Bible story?”

SAY “What did Jesus command His friends to do?”

SAY “How do we know God wants us to know Him? We know God wants us to know Him because He shows Himself through the Bible.”

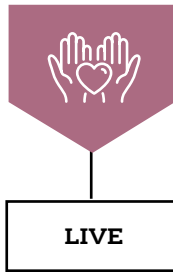
3 WORK PUZZLES

Print and cut apart the “Children Around the World Puzzles” printable and offer them to the children. Each puzzle shows a group of children from a different part of the world. Point out where each group of children lives on a world map or globe.

SAY “Jesus commanded His friends to go and tell people in every place on earth about Him. The children in our puzzles are from many places. Jesus loves them all and wants them all to know Him. Jesus wants everyone who trusts in Him to tell others about Him. That means Jesus wants you and me to tell others about Jesus. Who can you tell about Jesus?”

Transition from **LOVE** to **LIVE**





THE MISSION OF THE GOSPEL

LIVE for God out of love

- 1 Choose the activities that best fit your group, space, available resources, and time constraints. Set up activities in one of these ways: as a group, all at the same time; in small groups that rotate through each activity; or set up as centers, allowing preschoolers to browse and choose.

SEND A MESSAGE



Write JESUS on a sheet of construction paper. Instruct children to stand in a line. Explain that the first person in line will be the sender and the last person in line will be the receiver. Crumple the construction paper into a ball. Challenge children to pass the message down the line to the receiver as quickly as they can. Lead the receiver to un-crumple the paper and read the message. Assist younger preschoolers as needed. Expand the activity by making 10 crumpled paper balls and challenge children to pass the messages up and down the line. Allow children to take turns being the sender and receiver.

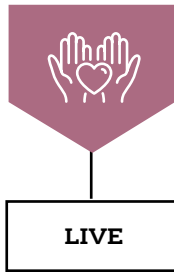
SAY “ What was the special message in our game? That’s right, it was JESUS. Jesus told His friends to go and tell people everywhere about Him. Jesus wants all people to know that He died on the cross for our sins, and that He rose from the dead. Jesus wants us to tell people about Him. ”

MAKE A CARD WITH SALT PAINTING



Post an allergy alert. Before the session, fill a ziplock bag with salt. Add a few drops of food color. Shake the bag to distribute the color. Make several different colors of salt. Pour each color into a different nonbreakable saltshaker. Give each child a piece of heavyweight paper and help her fold it into a card. Ask the children to think of someone they can tell about Jesus. Offer crayons, markers and stickers to decorate the inside of the card. When they finish decorating the inside of the card, help children write JESUS loves you on the outside. Guide them to write JESUS in large letters. Show children how to dip a cotton swab into glue and trace the word JESUS. Help each child to place their card on a baking sheet and carefully sprinkle salt onto the glue.

SAY “ Jesus told His friends to tell people about Him. You can tell someone about Jesus by giving them the card that you made. Jesus wants people to know Him, love Him and live with Him forever. **How do we know God wants us to know Him? We know God wants us to know Him because He shows Himself through the Bible.** Who will you give your card to? ”



THE MISSION OF THE GOSPEL

RUN A STICKY NOTE RELAY

Write JESUS on sticky notes (at least one per child). Draw a large stick figure on a large sheet of paper. Make two stick figure drawings. Hang both drawings on the wall within reach of the children. Stick the sticky notes on the ground or wall near the children. Form two teams. Children will grab a sticky note and run down and stick it on a stick figure. Then, they will run back and tag the next player. Encourage children to play until all the sticky notes are gone.

SAY “ We put notes with Jesus’ name on the stick figures. We see real people every day that we can tell about Jesus. Jesus came to earth as a baby, lived a perfect life, and died on the cross for our sins. He rose from the dead and wants us to know Him, love Him, and live with Him forever. Jesus wants us to tell people everywhere that He loves them, died for their sins and wants to live with them forever. ”

TASTE A WARM DRINK



Post an allergy alert for parents to see. Before the session, mix warm water and hot chocolate mix for each child. Make sure the drink has completely cooled before it is given to the children. Consider spraying a dollop of whipped cream on top of each cup. Remind preschoolers that Alayu (ah LAY oo) Dubale (doo BAH lay), his wife Yegile (yih JHAHL), and their five kids serve together in Denver to start new churches. The kids play instruments during the worship services and help in other ways. Alayu preaches, teaches, and trains while his wife and kids help by leading prayers, worship, and telling the people about Jesus.

SAY “ What do you like to drink when you are cold? Many people move to Denver, Colorado, or visit there to participate in snow skiing, snowboarding, snowmobiling, and dog sledding. Many people also enjoy the kayaking, mountain or road biking, and hiking. After a busy day in the outdoors, people may want to come back and drink something warm. ”

2 TRANSITION

Invite preschoolers to complete their coloring pages. Consider leading preschoolers to sing the key passage song or involving them in a simple game to practice the key passage or big picture question. If parents are picking up children at this time, tell them something that their child enjoyed doing or did well during the session. Give parents the completed activity page. Distribute the big picture cards for families. Encourage parents to engage with the family discussion starters and family activities during the week.